

# Reading and Writing



Match the picture to the sentence.



Tony likes to make drawings with crayons.

We learn and play together.

I want you to meet my new friends.

Kate likes to sing songs.




Who likes to make drawings with crayons? Circle the correct picture.







## Meet the World



### Crayons in the U.S.A.

Did you know that children in the U.S.A. have been using crayons for more than 100 years?

What color are these crayons?



Crayons come in many colors! There are only three main colors that make up all the other colors in the world: **red**, **yellow**, and **blue**. We call these colors the **primary colors**, but we can make other colors by mixing them. Let's see how we can make the **secondary colors**.

Color the circles with the indicated colors.

#### Primary Colors



blue

+



red

=



red

+



yellow

=



blue

+

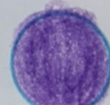


yellow

=

make

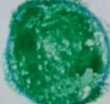
#### Secondary Colors



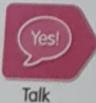
purple




orange



green



With a partner, take turns repeating the sentences above.







# Pronunciation Lab

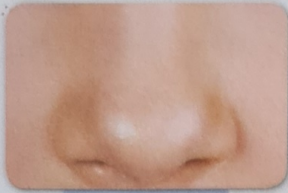


Listen

Listen and repeat. Point at the words as you hear them.



Verbal Linguistic



nose




night



orange



onion



pencil



pear



queen



quilt



Talk

With a partner, take turns asking the following questions.



Verbal Linguistic



What **shape** is an orange?



What **shape** is a quilt?



What **shapes** do you see in your classroom?



Draw

Draw and color the two missing shapes on each pattern. Say their names and colors.



Visual-Spatial

